

# Warranty Program

for Passenger and Light Truck  
Replacement Tires

Important Safety Warning

Limited Warranty

Claim Adjustment Procedure

Claim Procedure Flow Chart

Claim Form Sample

Adjustment Percentage for Customer

Load Inflation Pressure Tables





# Important Safety Warning

For your safety and protection against serious injury or death, the following safety precaution and maintenance instruction must be observed at all times.

## IMPORTANT SAFETY CHECK LISTS:

- Check tire air pressure periodically.
- Inspect tire for uneven treadwear, cracks, bulges or any sign of foreign material or trauma.
- Remember to check your tire load carrying capacity and speed ratings.
- Check your tire life. Tires must be replaced when tread is worn down to 2/32<sup>nds</sup>".
- Never overload your vehicle, check tire load carrying capacity or vehicle owner's manual for the maximum recommended load.

## TIRE INFLATION

**⚠WARNING** Under inflated and/or overloaded tires pose a safety risk. The National Highway Traffic Safety Administration (NHTSA) estimates that under inflated tires contribute to more than 600 fatalities and 33,000 injuries each year. A tire can lose up to half of its air pressure and not appear to be flat! Do you know your tires are more likely than not under-inflated? Results of a tire pressure survey conducted by U.S. Tire Manufacturers Association show:

- 9% of vehicles had all 4 tires properly inflated.
- 50% of vehicles had at least 1 tire under inflated.
- 19% of vehicles had at least 1 tire under inflated by 8 PSI.
- 26% of vehicles had at least 1 tire under inflated by 6 PSI.
- 38% of vehicles had at least 1 tire under inflated by 4 PSI.

### Under Inflation

Under inflation (or tire over loading) lead to tire failures, which often result in serious personal injury or death. Among the modes of tire failures are tread/belt separations, sidewall flex breaks and crack formation, among others. Tires run hotter when under inflated which can lead or contribute to tire failure. Under Inflation also adversely affect fuel economy, tire wear and vehicle handling.

### Proper Inflation

Proper tire inflation is essential for optimum performance and longevity of the tire. A U.S. Department of Energy study shows that "properly inflated tires can improve fuel efficiency by 3.3%." So, what is the proper inflation for my tires and where can I find it? For original equipment tires or replacement tires with the same size and load rating, proper inflation is specified by the vehicle manufacturer shown on a placard that can be found on the door edge, door post, glove compartment door or gas tank door. It can also be found in the owner's manual. For plus sized replacement tires consult your local dealer or tire manufacturer. Proper inflation information is NOT stamped on the sidewall of the tire. The inflation pressure shown on the sidewall of the tire is the maximum inflation pressure for that tire.

### Check Tire Inflation Pressure Regularly

Tire inflation pressure must be checked at least once a month and before each and every long trip. The tire air pressure must be checked when the tires are cold, in the morning, before doing any driving. At all times visually check tires for nails or other objects embedded in the tread which can cause air leak. Also never bleed or reduce inflation pressure when tires are hot. Over inflation must also be avoided as it can cause uneven wear at the center of tire tread and make the tire more susceptible to road hazards.

### Tire Pressure Monitoring System (TPMS)

All new passenger, SUV, and light truck vehicles manufactured on

or after September 1, 2007 are required to be equipped with a tire pressure monitoring system. This system will warn drivers when a tire is 25% (8 PSI if the recommended inflation pressure is 32 PSI) under inflated. This warning may be too late to prevent tire damage caused by under inflation. TPMS units are NOT a replacement for monthly tire pressure checks with a tire gauge.

## SPEED RATING

**⚠WARNING** It is recommended that the replacement tire speed rating be equal to or greater than the OEM tire speed rating. If a lower speed rated tire is selected, then the vehicle top speed becomes limited to that of the lower speed rating selected. The customer must be informed of the new speed restriction & the vehicle's handling may be adversely impacted. When replacing tires, consult the placard or the owner's manual for correct size and speed rating. The speed rating of the replacement tires must be equal to or greater than the speed rating of the tire being replaced to maintain the speed capability of the vehicle. Speed ratings do not imply that the vehicle can be safely driven at the maximum speeds for which the tire is rated.

Serious injury or death may take place if you drive your vehicle in an unsafe or unlawful manner. Hankook's speed symbol designations are verified and comply with regulatory indoor test in accordance with ECE-R30,54 test (Economic Council for Europe : Procedure load / Speed performance test for tires). These symbols are not applicable to repaired tires.

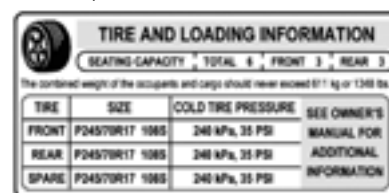
Category	Maximum Speed	
G	90 km/h	55 mph
J	100 km/h	62 mph
K	110 km/h	68 mph
L	120 km/h	74 mph
M	130 km/h	80 mph
N	140 km/h	87 mph
P	150 km/h	93 mph
Q	160 km/h	99 mph

Speed symbol can be shown from the tire size for example: P205/60R15 90 (H)

Category	Maximum Speed	
R	170 km/h	105 mph
S	180 km/h	112 mph
T	190 km/h	118 mph
U	200 km/h	124 mph
H	210 km/h	130 mph
V	240 km/h	149 mph
W	270 km/h	168 mph
Y	300 km/h	186 mph

## TIRE LOAD

The load carrying capacity of the replacement tire must always equal or exceed the load carrying capacity of the original equipment tire. Tires that are loaded in excess of allowable maximum can build up heat to cause sudden air loss.



## CHECK TIRE LIFE

Tires have six built-in treadwear indicators that warn you when it is time to replace your tires. These indicators are raised ribs 2/32<sup>nds</sup> inches height sections spaced intermittently in the

bottom of the tread grooves. When they appear even with the outside of the tread, it is time to replace your tires immediately.

### TIRE DAMAGE

Inspect your tires frequently for uneven wear, scrapes, bulges, separations, cuts, snags and other damage from road hazards. Damage from impact can occur to the inner part of your tire without being visible to the outside. If you have any doubt that your tire has been damaged from hitting a pothole, curb or debris on the road, tires must be removed from the wheel and inspected for damage by a qualified person such as Hankook authorized dealer. Uneven wear can lead to internal damage or separation.

### TIRE REPAIR

#### ⚠WARNING

Tire repairs should only be completed by a qualified trained tire service professional. Improper repairs are dangerous and may cause a tire to suddenly fail.

Tire repairs should be done following the U.S. Tire Manufacturers Association established guidelines. Hankook warranty does not cover any repair or inspection.

Tire must be removed from wheel assembly for inspection and repair.

Repairs should only be made in the tread area (puncture repair area). None of the repair should extend into shoulder area.

Puncture must be ¼ inch (6mm) or smaller in diameter.

Plug/stem and patch combination is only proper repair method. Repairs cannot overlap.

Never repair an existing improper repair or tire worn down to 2/32<sup>nds</sup> of an inch.

Contact Hankook Tire Technical Services for any repair on non-conventional tires (eg. runflat, foam-lined)



### MOUNTING RECOMMENDATION

Tire mounting and inflation can be dangerous and shall be done only by specially trained persons using proper tools and procedures. Always refer to the U.S. Tire Manufacturers Association mounting procedure. Serious physical injury or death may result from explosion of tire/rim assembly due to improper mounting. A tire bead diameter must always match the diameter of the rim on which it is being mounted. When inflating/dismounting RV tires, approved OSHA safety cages must be used. Never stand, lean or reach over the assembly while inflating tires.

### Mounting Precaution

There is extreme danger in attempting to install a tire of one rim diameter on a rim of a different rim diameter. Always replace a tire on a rim with another tire of exactly the same diameter tire designation and suffix letters. For example, a 16" tire goes with a 16" rim. Never mount a 16" size diameter tire on a 16.5" rim. While it is possible to pass a 16" diameter tire over the lip or flange of a 16.5" size diameter rim, it cannot be inflated enough to position itself against the rim flange. If an attempt is made to seat the tire bead by inflating, the tire bead may break with explosive force

and could cause serious bodily injury or death. Rims of different diameters and tapers cannot be interchanged.

### DEATH OR SERIOUS INJURY MAY RESULT FROM:

**TIRE FAILURE DUE TO UNDER-INFLATION/OVER LOADING.**

**FOLLOW OWNER'S MANUAL OR TIRE PLACARD IN VEHICLE.**

**EXPLOSION OF TIRE/RIM ASSEMBLY MAY RESULT FROM IMPROPER MOUNTING.**

**DO NOT EXCEED 40 PSI TO SEAT BEADS.**

Only Specially Trained Persons Should Mount Tires.

#### TIRE MOUNTING PRECAUTIONS. WARNING TO AVOID INJURY.

1. CLEAN RIM. LUBRICATE RIM AND BEADS.
2. BE SURE BEADS ARE CENTERED.
3. DO NOT STAND OVER TIRE WHILE INFLATING.
4. AFTER BEADS SEAT, ADJUST TO RECOMMENDED INFLATION.

#### TIRE MOUNTING PRECAUTIONS. WARNING TO AVOID INJURY.

Moisture trapped inside tires can cause damage.

1. STORE TIRES IN DRY AREA.
2. DRY INTERIOR BEFORE MOUNTING.
3. INFLATE WITH COLD DRY AIR.

### SUV / LIGHT TRUCK / TRUCK ROLLOVER HAZARD

Due to their size, weight and higher center of gravity, vehicles such as SUVs and light trucks do not have the same handling characteristics as automobiles. Because of these different characteristics, failure to operate your SUV/truck in a proper and safe manner can increase the likelihood of vehicle rollover. Modifications to your SUV/truck tire size, tire type, wheels or suspension can change your vehicle's handling characteristics and further increase the likelihood of vehicle rollover. Whether your SUV/truck has the original equipment configuration for tires, wheels and suspension or whether any of these items have been modified, always drive safely, avoid sudden sharp turns or lane changes and obey traffic laws. Failure to do so may result in loss of vehicle control leading to an accident and serious injury or death.

### TIRE MIXING

#### ⚠WARNING

Driving your vehicle with an improper mix of tires is dangerous. Your vehicle's handling characteristics may be seriously affected. You could have an accident resulting in serious personal injury or death. Consult your vehicle owner's manual, tire information placard, and a qualified tire service professional for proper tire replacement.

Unless otherwise specified by the vehicle manufacturer, it is recommended that all road tires be the same size, type, and speed rating. Never mix different size tires on an axle, except for temporary use of a spare.

When it is necessary to replace one or more tires, consider that applying new tires in pairs on an axle, or to all wheel positions, helps to optimize vehicle performance and avoid malfunction of mechanical or electronic vehicle systems (i.e. drive-train transmission, anti-lock brakes, traction control).

# Important Safety Warning

Replace Fewer than Four Tires: Whether your vehicle is front-, rear-, or all-wheel drive, if your rear tires lose traction because of hydroplaning on a wet road, an oversteer skidding condition may result and lead to loss of control, particularly in a turn. Generally, new tires provide increased resistance to hydroplaning due to their full tread depth. With the new tires on the rear, oversteer skidding condition may be more easily avoided.

Therefore, if replacing only one or two tires at a time:

- Two new tires should be placed on the rear axle.
- One new tire should be paired with another tire from the vehicle with the deepest tread depth, and then both should be placed on the rear axle.
- Additional or alternate recommendations may apply for some vehicles. Always refer to and follow the vehicle manufacturer's tire replacement and tire application recommendations; consult your vehicle owner's manual and tire information placard.

## SERVICE LIFE OF A TIRE

There is no hard and fast rule to measure service life of a tire. Tires are made with various types of raw materials and a variety of rubber compounds all having varying performance properties. Once a tire is designed and manufactured to achieve given performance property and put into use, it is still subjected to varying conditions such as weather, storage, and still further varying use conditions such as load, speed, inflation pressure, maintenance and road condition. Since all these factors affect the service life of a tire, it just is not possible to predict with accuracy or scientific validity service life of a tire.

Tires unquestionably degrade over time, whether in use or not in use. Some tire and vehicle manufacturers published warnings to consumers of their products to the effect that tires should be replaced after six years of manufacture. Certain industry organizations issued statements concurring with six year service life for tires. Depending on severity of adverse use conditions or non-use, many tires degrade fast enough to require replacement before 6 years of service life. Others in perfectly favorable use conditions may enjoy service life of more than six years.

## General Recommendations

The following recommendations are intended to give consumers some idea concerning service life of a tire. Hankook always insists and mandates that consumers properly maintain and periodically inspect their tires. Even if a consumer properly maintains and periodically inspects the tire, most tires will require replacement before 10 years of manufacture regardless of tread-wear. It is recommended that tires in service 10 years or more from the date of manufacture must be replaced even if it was never used. Date of manufacture can be determined by reading the Department of Transportation (DOT) code on the sidewall. The entire code will be printed on outbound side of the tire. The DOT code will end with the week and year of manufacture. For example, a tire with DOT code reading 1GFN AVN 1408, was manufactured during the 14th week of 2008. Consumers must regularly have tires inspected by qualified tire dealers throughout its life. Furthermore, tires that are over five years of age should be inspected at least twice a year and more frequently if the use is heavy.

Consumers must always be vigilant of their tires performance, condition, inflation pressure, and any other issues that could affect the life of a tire.

Consumers must properly maintain, including proper inflation pressures, and periodically inspect your tires. Failure to do so might result in separation or performance loss resulting in vehicle damage, injury or even death.

For original equipment tires, acquired when purchasing a new vehicle, consumers should follow all of the vehicle manufacturer's recommendations.

## TIRE REGISTRATION

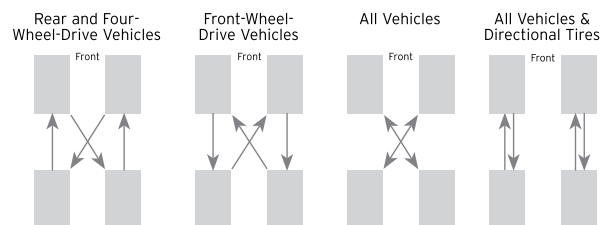
Registration of your tires is an important safety precaution since it enables the manufacturer to notify you in the event of a recall. When you purchase replacement tires, the retailer will provide a registration card on which the tire identification numbers have been recorded; fill in your name and address on the card and mail it promptly. Some retailers may submit the registration for you. You do not need to register tires which come as original equipment on new vehicles—the vehicle and tire manufacturers handle that for you.

The image shows a sample 'TIRE REGISTRATION' card. It includes a header with '\*\*\* IMPORTANT \*\*\*' and instructions: 'Fill in name and address and return to retailer' and 'Please Print Your Name and Address'. The form has fields for 'NAME', 'ADDRESS', 'CITY', 'STATE', 'ZIP', 'PHONE', and 'TIRE IDENTIFICATION NUMBERS'. The 'TIRE IDENTIFICATION NUMBERS' section is a grid with columns labeled 1 through 12 and rows for 'TIRE 1', 'TIRE 2', 'TIRE 3', and 'TIRE 4'. At the bottom, there is a note: 'Please use the identification numbers on the sidewall of the tire.' and a small disclaimer: 'Hankook Tire Company, Inc. is not responsible for any damage to the vehicle or tires caused by improper use of the information on this card.'

Sample Tire Registration Card

## TIRE ROTATION

For safety and maximizing tire life, rotate your tires at least every 7,500 miles or at the vehicle manufacturer's recommended mileage, if sooner. Each tire pressure must be checked after rotation and adjusted to the vehicle recommendation for the tire's new location on the vehicle. If irregular wear is evident, vehicle alignment or other mechanical problem should be checked.

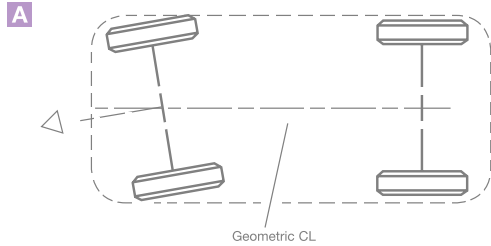


\*Tire Rotation variation patterns; refer to proper pattern for asymmetrical, directional tires

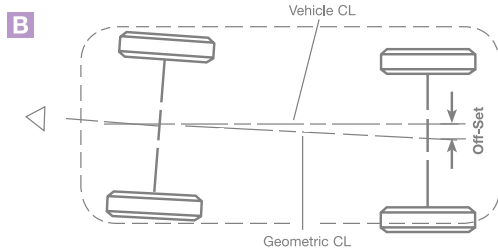
## WHEEL ALIGNMENT

The vehicle center line of the chassis/body is found by measuring in equal distance from both sides of the vehicle. The geometric center line is something a little different. It is determined by the midpoint between the front wheels and rear wheels. If the wheels or axles are not offset to one side, the geometric center line and vehicle center line will be identical. Should the front wheels or rear axle be slightly off center, however, the geometric center line will be at an angle to the vehicle center line. When the two lines do not coincide, tracking problems result. The rear wheels will not follow the front wheels because one set of wheels is offset from true center.

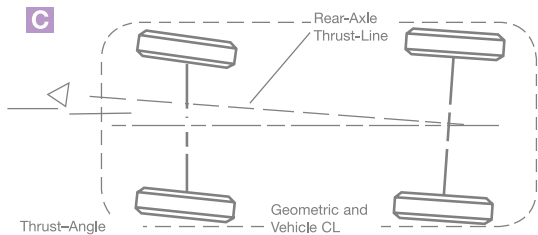
The third line we must deal with is the thrust line. This imaginary line also runs the length of the vehicle, and is determined by the total toe of the rear wheels. The thrust line divides the total toe in half. If toe for both rear wheels is zero (which is where it should be), the thrust line would be 90 degrees to the rear axle right up the center of the car.



The geometric and vehicle center lines are one in the same in a properly aligned vehicle - shown in **A**



If the rear axle is offset to one side **B** the geometric and vehicle center lines will be at an angle.



If the rear axle or wheels are toed to one side **C**, the thrust line will not match up with the center line and the vehicle will pull—in this case—to the left.

Out-of-alignment conditions occur when the suspension and steering systems are not operating at their desired angles. Out-of-alignment conditions are most often caused by spring sag or suspension wear (ball joints, bushing, etc.) on an older vehicle. They can also be the result of an impact with a pothole or curb or a change in vehicle ride height (lowered or raised) on any vehicle regardless of age. Incorrect alignment settings will usually result in more rapid tire wear.

### **CONTROLLING A VEHICLE WHEN TIRE FAILURE OCCURS**

If a tire failure occurs, you may hear a loud noise, feel a vibration, and/or the vehicle may pull toward the side of the failed tire. It is most important that you. **DO NOT BRAKE OR ABRUPTLY TURN THE STEERING WHEEL.** Slowly remove your foot from the accelerator and hold the steering wheel firmly while steering to remain in your lane. Once the vehicle has slowed and is fully under control, apply the brakes gently; safely pull over to the shoulder and come to a stop. Inspect the tires. If one or more looks flat or low, shows detachment or other damage, remove tire assembly and replace it with a properly inflated spare. Bumps or bulges may indicate detachment within the tire body and require inspection by a qualified tire technician.

### **TIRE SPINNING**

Spinning a tire to extract a vehicle stuck in mud, ice, snow, or wet grass can be dangerous. A tire spinning at a speedometer reading above 35 mph (55 km/h) can in a matter of seconds, reach a rotation speed capable of disintegrating a tire with explosive force. Under some conditions, a tire may be spinning at a speed twice that shown on the speedometer. This could cause serious personal injury or death to a bystander or passenger. Never spin a tire above a speedometer reading of 35 mph (55 km/h).

### **WINTER DRIVING**

Tires which meet the U.S. Tire Manufacturers Association definition of snow tires are marked M/S, M+S, or M&S. On such tires, this designation is molded into the sidewall. Tires without this notation are not recommended for winter driving. While All-Season tires are designed to provide reliable performance in some winter conditions, the use of 4 winter tires is recommended for optimal performance. Tires designated for use in severe winter conditions are marked on at least one sidewall with the letter "M" and "S" plus a pictograph of a mountain with a snowflake on it.

### **TIRE STORAGE**

Tires should be stored indoors in a cool, dry place. Water should not be allowed to collect inside them. Tires should be placed away from electric generators/motors and sources of heat such as hot pipes. Storage surfaces should be clean and free of grease, gasoline or other substances which can deteriorate the rubber. Tires should not be kept on a vehicle if the vehicle is not being used for a long period of time.

**⚠WARNING** Improper storage can damage your tires in ways that may not be visible and can lead to a failure resulting in serious injury or death.

### **ADDITIONAL INFORMATION • CUSTOMER SERVICE**

If you have any questions or concerns regarding product warranty, please first contact your nearest Hankook Tire Dealer. For dealer information, or if your question has not been handled to your satisfaction, contact the Hankook Tire Technical Department.

### **HANKOOK TIRE AMERICA CORPORATION**

Technical Department

1-800-Hankook

333 Commerce Street, Suite 600

Nashville, TN 37201.

For additional warranty information, please visit:

[hankooktire.com/us](http://hankooktire.com/us)

# Limited Warranty

## Limited Warranty

### TERMS AND CONDITIONS FOR HANKOOK TIRES

#### WARRANTY TERMS

This limited warranty applies to the original purchaser of any new tire manufactured by HANKOOK Tire and Technology bearing Department of Transportation prescribed tire identification numbers. Eligible tires shall be used on the vehicle on which they were originally installed according to the vehicle manufacturer's or Hankook's recommendation. This warranty applies if all following qualification requirements are met:

- The tire was purchased after January 1, 2020.
- The tire is a size, load rating and speed rating equal to or greater than that recommended by the vehicle manufacturer.
- The tire has not become unserviceable due to a condition listed under WHAT IS NOT COVERED.
- The tire is 6 years from the date of manufacture or 6 years from the date of purchase, whichever benefits the customer.

#### WHAT IS WARRANTED AND FOR HOW LONG

Should any tire covered by this limited warranty become unusable due to a workmanship or material related condition during its usable tread life (more than 2/32<sup>nds</sup> remaining tread), Hankook will give a credit on the following conditions:

1. During the first 2/32<sup>nds</sup> of the original usable tread and one year from date of purchase: Tire will be replaced with a comparable new Hankook produced tire free of charge, including mounting and balancing charges. Applicable taxes on the new tire and cost of any other charges in connection with the replacement of the tire are required to be paid by the owner.
2. After the first 2/32<sup>nds</sup> of the original usable tread or after one year from date of purchase, whichever occurs first: The amount of the credit will be determined by multiplying the pre-determined adjustment price for the tire (excluding taxes) by the percentage of original tread depth. \*Free replacement workmanship warranty not applicable to snow tires.

#### WHAT IS NOT COVERED

This limited warranty does not apply to tires which are being serviced under the following conditions:

- Originally purchased or used outside the United States of America or Puerto Rico.
- Willful Abuse / Collision / Wreck / Fire.
- Continued use while flat or severe under/over inflation.
- Road Hazards including without limitation, puncture, cut, impact break, stone drill, bruise, bulge, snag, collision.
- Premature / irregular wear due to vehicle mechanical reason.
- Conditions resulting from without limitation, improper mounting/ demounting, under inflation, improper tire size, improper repair, defect in vehicle, abuse.
- Ozone or weather cracking on tires over 4 years old from the date of manufacture.
- Ride disturbance complaints after 2/32<sup>nds</sup> tread wear or 1 year from date of purchase, whichever occurs first.
- With tread depth of 2/32<sup>nds</sup> or less remaining depth.
- With the serial number cut or buffed.
- Racing & off road use and Misapplication.
- Loss of time or use, inconvenience or any incidental or consequential damage.
- Used in commercial service, excluding truck & bus tires.
- Note: Consequential damage mentioned above may not apply to you based on States limitation.

#### OWNER'S GENERAL OBLIGATION

In order to be eligible for HANKOOK's limited warranty program, the owner must observe the following:

- Present the tire to an authorized Hankook dealer in the United States of America or Puerto Rico.
- Submit or present a copy of the original purchase receipt.
- Complete and sign a Hankook Claim Form which is available at any authorized dealer.
- End users should complete the warranty card which is available at authorized Hankook dealers for tread wear mileage warranty and mail it to Hankook Tire America Corp. (333 Commerce St. Suite, 600 Nashville, TN 37201. Attn: Technical Department) within 30 days from the date of purchase.
- In order to take advantage of mileage warranty, you must submit tire rotation record which proves that all tires are rotated once every 7,500 miles or fewer between rotations.
- If the tire owner abuses the tires by failing to do the following, but not limited to observing safety warnings, maintain proper inflation pressure, maintain vehicle alignment and tire rotation, expected tire performance or life may not be achieved and your safety cannot be ensured.

#### ROAD HAZARD WARRANTY

If a tire is rendered unserviceable due to a non-repairable road hazard, it must meet following guidelines:

- Tire must be listed in eligible products for Road Hazard
- Tire must be within first 2/32<sup>nds</sup> of its original tread depth
- Tire must be within one year from date of purchase.

Qualifying tires will be replaced free of charge with a comparable Hankook produced tire. Adjustment procedure is prescribed in the Owner's General Obligation section. Taxes, mounting, balancing and service charges are not included.

The eligible product lines for Road Hazard warranty are as follows:

- VENTUS: V12 evo2, S1 Noble2, V2 Concept2, V4 ES, V12 evo, AS
- KINERGY: GT, PT, ST
- OPTIMO: H727, H426, H725,
- DYNAPRO: HP2, AT-m (P-metric), HT (P-metric). AT2 (P-metric)

\*Exclusion:

- A. This warranty is not applicable to Original Equipment (OE) tires.
- B. Repairable punctures are not covered under this warranty.
- C. Tire(s) replaced free under Road Hazard Warranty are not eligible for Road Hazard Warranty in the future

#### TREADWEAR MILEAGE WARRANTY

Hankook provides very competitive treadwear mileage Warranty as follows:

TREADWEAR MILEAGE WARRANTY*	TIRE TYPE	REMARKS
100,000	Optimo H727	
90,000	KINERGY PT	
80,000	Optimo H725	
75,000	KINERGY PT (V-Speed Rated)	
70,000	Optimo H724, Kinergy GT, Dynapro HT, Kinergy ST	P-Metric
65,000	Dynapro HP2, Ventus AS	
60,000	Optimo H426, Dynapro AT2	
50,000	Ventus H101, Ventus S1 Noble2**, Ventus ST**, Ventus V4 ES*, Optimo H431, Optimo H725A	
	Dynapro AS, Dynapro AT, Dynapro AT-M,	P-Metric
45,000	Ventus V2 Concept2	
40,000	Dynapro HT, Dynapro AS, Winter i*cept iZ2***	LT-Metric
30,000	Winter i*cept evo2***, Winter i*cept evo2 SUV***	

\*Ventus S1 Noble2: \*40 series and over only (Not applicable to 35 series and below).

\*\*Ventus ST: 24 inches and under.

\*\*\*Additional conditions apply

1. If the above eligible tire wears out (wears down to 2/32nds remaining depth) before the warranty miles under the normal passenger use, Hankook will make an allowance for unused service toward the purchase of a new tire of the same size and type, prorated on warranted miles.
2. The replacement allowance will be calculated by percentage of the warranted miles not received, multiplied to the predetermined adjustment price of the tire at the time and place of the adjustment. A mileage projection will be calculated based on average wear per 1/32nd to calculate the remaining miles before the tire is worn out (2/32nds remaining).
3. To take advantage of this warranty, the owner shall submit warranty card within 30 days from the date of purchase, which records the purchasing and vehicle information (Warranty card must be mailed to Hankook Tire America Corp.)
4. To make a claim, installation record, tire rotation record, and the removal record must all be forwarded with the claimed tire. (The cost of mounting, balance and other service charges or taxes shall be paid by the customer)
5. For vehicles with a staggered fitment (different size on the front and rear axles), Hankook will cover half the number of warranted miles as the mileage warranty when the end user cannot rotate tires at least once every 7,500 miles.
6. This warranty is not applicable to original equipment tires.

### **HANKOOK '30 DAY FREE TRIAL' PLAN**

Hankook is offering a 30 Day Free Trial to the following eligible tires:

- Kinergy ST                    H735
- Kinergy PT                    H737
- Dynapro HP2                 RA33
- Dynapro AT2                 RF11
- Dynapro MT2                 RT05
- Kinergy GT                    H436
- Ventus V12 evo2             K120
- Ventus S1 Noble2            H452
- Ventus V2 Concept2        H457
- Dynapro AT-m                RF10 (P-Metric only)
- Dynapro HT                    RH12 (P-Metric only))

If you are not 100% satisfied for any reason with your purchase, simply bring the tires and proof of purchase back to the place purchase within 30 days for a new set of Hankook Tires and we will take care of the rest.

### **Requirements and Limitations:**

- 30 Day Free Trial only applies to 4 ~ 6 tires per vehicle (Purchases of 1 ~ 3 tires are not eligible).
- Customer may exchange 1 ~ 4 tires from the set, for an equivalent number of the same tire or a different Hankook Tire.
- Mounting and balancing cost are included. (Valve Stems are extra)
- Tires must be free of any damage due to misuse, road hazard, mechanical issue, and/or any racing activity wear.
- Replacement tire must be installed on original purchase Vehicle.
- Only original purchase is covered by 30 Day Free Trial. Replacement set is not covered by 30 Day Free Trial.
- Original purchaser must present proof of purchase.
- Replacement must be done at original place of purchase.
- If replacing with more expensive tire, difference is paid by Customer (including sales tax). If exchanges is less, you will be given a credit for the difference.
- Customer is responsible for all applicable taxes.
- Please contact Hankook Customer Service if you have any questions at 1-800-HANKOOK - option 9

### **DISCLAIMER**

- This warranty, or any warranty stated or referred to herein, is exclusive and in lieu of any other warranty regarding the quality of Hankook tires, whether expressed or implied and remedies for breach thereof shall be limited to those specifically provided herein. Any warranty of merchantability of fitness for any particular purpose, if made, is limited in duration to the effective time period of this limited warranty.



# Claim Adjustment Procedure

For all claims for adjustment, a claim form must be filled out. Completed claim form shall be mailed to Hankook Tire America Corp. office. Do not ship tires to Hankook. Hankook reserves the right to demand physical inspection of the tires on which adjustment is claimed. If Hankook exercises its right to inspect, it will do so by sending a written request to ship the tires to Hankook's Claim Center. In determining the cause for removal from service, always examine both the inside and outside of the tire body. If the tire is not entitled to adjustment, Hankook will advise the dealer; explain the reason for the failure and advise him/her of preventive maintenance.

## A. If the examination shows that the tire is adjustable under the terms of our Warranty :

1. Be sure that the tire returned by the consumer bears our name and DOT number.
  2. Measure the remaining tread depth in 32nds of an inch. Be sure to measure in grooves nearest the center line of the tire.
  3. Refer to ORIGINAL TREAD DEPTH for the size and type of the returned tire.
- Use the ORIGINAL TREAD DEPTH CHART to determine the percentage of credit due based on remaining tread depth.
4. Fill out the CLAIM ADJUSTMENT FORM completely, sign it yourself and have it signed by the owner of the tire

## B. Fill out each claim form with the following information for each tire being adjusted :

- |  |  |
|--|--|
| 1. Pattern Name                                    | 16. VIN Number                                     |
| 2. Month, Day, & Year of Claim                     | 17. Size, Type, Ply-Rating of Tire                 |
| 3. Distributor's Contact Information               | 18. Material Number                                |
| 4. Dealer's Contact Information                    | 19. MFG's Serial Number (commercial use only)      |
| 5. Fleet (commercial use only) Contact Information | 20. D.O.T. Number of Tire                          |
| 6. Owner's Contact Information                     | 21. Air Pressure Used                              |
| 7. Vehicle Year                                    | 22. Remaining Tread Depth (Inch)                   |
| 8. Vehicle Make                                    | 23. Road Force Measurement or Total Balance Weight |
| 9. Vehicle Model                                   | 24. Tire Position                                  |
| 10. Tire Installation Date                         | 25. Claim Reason                                   |
| 11. Install Miles                                  | 26. Number of Retreads                             |
| 12. Removal Miles                                  | 27. Additional Notes Regarding Claim               |
| 13. Total Miles                                    | 28. Signature of Dealer                            |
| 14. Vehicle Usage                                  | 29. Signature of Owner (User)                      |
| 15. Original Equipment (Yes/No)                    |  |

This form must be accurately completed by the dealer and signed by the owner of the product. Incomplete forms will not be accepted.

## C. Marking tires for physical inspection :

Please mark all tires being shipped to our claim center in the following manner.

1. Clearly state dealer's name.
2. Mark over identification (DOT) number with crayon and make clearly legible (Disregard if DOT has been cut & sent in with claim).
3. Tire condition - circle area of failure (a two-inch crayon mark around the condition). Ride complaints should be marked as "O.R."
4. Claim number close to identification number using the last two digits of claim number. Example: If claim number is "H-00123" and the item is number "1", then the number you would mark on the tire would be "23-1".
5. Attach a copy of all claim forms to the packing list. Vehicle alignment and tire rotation, expected tire packing list.

## D. Forwarding claim forms to Hankook :

Retain "Dealer's Copy" and retain copies of any other supporting documents and/or photos for dealer records, and forward all other copies to:

Forward all copies to:

Hankook Tire America Corp.  
ATTN: TECHNICAL DEPARTMENT  
333 Commerce St. Suite 600  
Nashville, TN 37201

## E. For photo inspection :

Accumulation of 29 tires or less: Enclose cut-out DOT numbers and a photograph of each tire, showing the claimed condition, with the claim form.

When an adjustment is received, Hankook will...

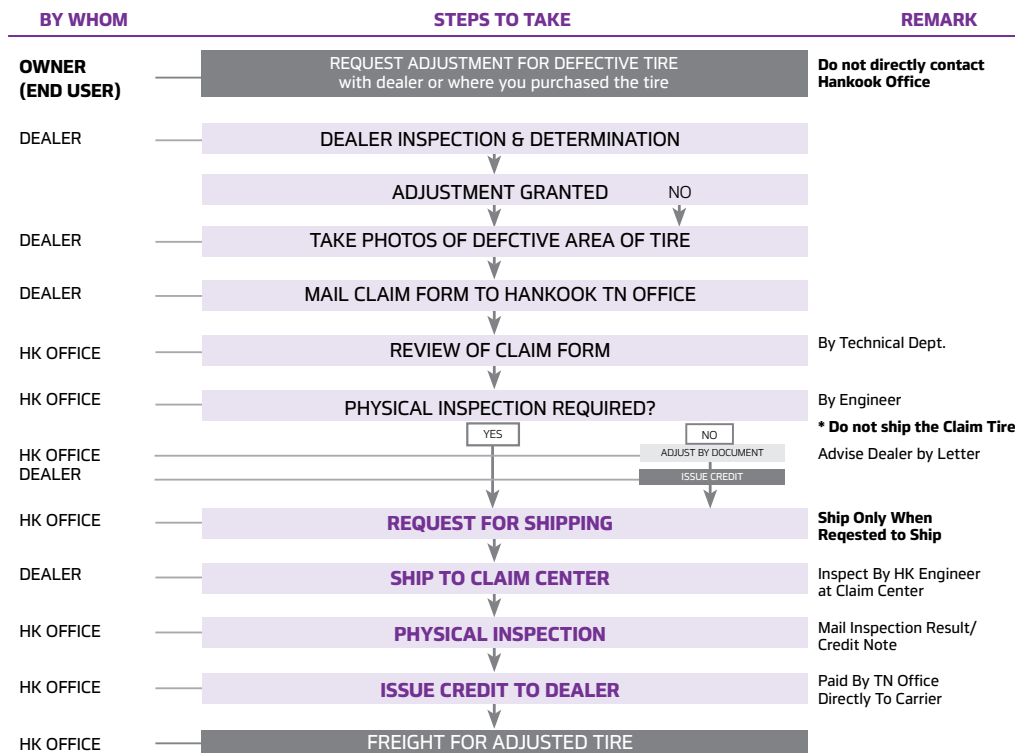
Review the claim and either issue credit or request the tires to be shipped to our claim center for physical inspection. If we decide a physical inspection is necessary, we will send you a written request to ship the tires to a designated location. (NOTE: DO NOT send tires to our claim center unless you are requested to do so OR the minimum requirements are met per Hankook's Freight Policy (page 162).

Tires must be held by you for thirty days or until credit has been received whichever is later. If tires are requested to be shipped for inspection during this period and are not available, claim will be disallowed and adjustment credit will not be issued.

# Claim Procedure Flow Chart

## Remember:

- Adjustments will be made on a pro-rata basis, calculated on remaining usable tread depth and the predetermined adjustment price if there is no applicable special warranty program.
- Usable tread depth is the original depth less 2/32nds of an inch.
- When the tire is worn down to 2/32nds, the tire is considered worn out and the warranty expires.
- Tires having had DOT or serial numbers previously cut or mutilated will not be adjusted.
- The result of physical inspections by Hankook will prevail over your findings to the contrary subject to your right to legally contest our findings. A instruction and for tire marking.



NOTE: No freight will be paid where shipment of tires was not required. Where tires are shipped to wrong address or shipped where not requested, freight will be paid by shipper.

## Freight Policy

- After an accumulation of 30 tires or greater OR requested by Hankook Tire America Corp., Hankook will pay freight charges for adjustment shipment. Tires shipped on your own, not at Hankook's request, will be at your own expense. If sent collect, shipment will be refused and returned to you.
- When writing the bill of lading:
  - Indicate Hankook Tire America Corp, 333 Commerce St. Suite 600 Nashville, TN 37201 as the 3rd party to be billed
  - The classification you assign to the adjustment tires should be: "Class #60, Item #196000, Scrap Rubber Tires - having a value only for reclamation of raw material at \$.90 per pound"
- Average weights for adjustment are:
 

A. All Passenger Tires:	20 Pounds/Each
B. Light Truck Tires:	40 Pounds/Each
C. Medium Truck Tires:	110 Pounds/Each
D. Tube Passenger Tires:	2 Pounds/Each
E. Tube Truck Tires:	8 Pounds/Each
- If you wish to have rejected tires returned to you, please so indicate in the comments section of the Hankook Tire Claim Form, along with a point of contact for shipping. Any tires that you request to be returned after a physical inspection will be shipped back to you at your own expense.

Otherwise, all tires not accompanied with a return request will be scrapped immediately following Hankook's inspection.

- Please use one of the following freight companies to ship tires/tubes to Hankook's Claim Centers.
 

To: Dayton, NJ: 18 Thatcher Road Dayton, NJ 08810


  - CH Robinson
  - YRC

To: 10825 Production Ave, Fontana, CA 92335

  - CH Robinson
  - YRC

**NOTE :** Freight will not be paid by Hankook unless one of the above companies is used. Exceptions will be taken only in cases where none of these freight lines can pick-up in your area, and you further obtain our approval in advance.

# Claim Form Sample



**HANKOOK**  
driving emotion

## TIRE CLAIM FORM

**HANKOOK TIRE AMERICA CORP.**  
Technical Department  
333 Commerce Street, Suite 600  
Nashville, TN 37201  
Tel: 1-800-HANKOOK (426-5665), opt 1

DATE OF CLAIM

2

Pattern Name: 1

**THIS FORM MUST BE ACCURATELY COMPLETED BY THE DEALER AND SIGNED BY OWNER USING THE PRODUCT. INCOMPLETE FORMS WILL NOT BE ACCEPTED.**

DISTRIBUTOR 3		DEALER 4		FLEET (Commercial Use Only) 5		OWNER-USER 6	
NAME:		NAME:		NAME:		NAME:	
ADDRESS:		ADDRESS:		ADDRESS:		ADDRESS:	
PHONE NUMBER:		PHONE NUMBER:		PHONE NUMBER:		PHONE NUMBER:	
ACCT#:		ACCT#:		ACCT#:		ACCT#:	

**H**

VEHICLE INFORMATION												
YEAR 7	MAKE 8	MODEL 9	INSTALL DATE 10	INSTALL MILES 11	REMOVAL MILES 12	TOTAL MILES 13						
VEHICLE USAGE (NORMAL/ COMMERCIAL/ OFFROAD/ RACING/ ETC.) 14				ORIGINAL EQUIPMENT YES 15 NO	VIN NUMBER 16							

ITEM NO.	SIZE/TYPE/PLY	FOR OFFICE USE ONLY	MATERIAL NO.	MFG'S SERIAL NO. (Commercial Use Only)	D.O.T. NUMBER	PSI	32NDS REMAINING	RFV or Balance WT (OZ/GR)	Tire Position (L/LR,RF,RR)	CLAIM REASON	# OF RETREADS
1											
2											
3	17		18	19	20	21	22	23	24	25	26
4											
5											
6											

IF OTHER, PLEASE DESCRIBE: 27

I hereby certify that the above described merchandise was sold in New/Unused condition to the Owner-User identified above and that all the foregoing statements are actually correct. Having discussed this adjustment claim in detail with the Owner-User, I am convinced that the merchandise presented for adjustment was not involved in a motor vehicle accident.

I hereby certify that I am the original Owner-User of the above described merchandise was not involved in a motor vehicle accident and that all the foregoing statements are factually correct.

DEALER'S SIGNATURE 28

OWNER-USER'S SIGNATURE 29

**TIRES MUST BE HELD UNTIL FURTHER NOTICE, OR UNTIL CREDIT IS RECEIVED. SHOULD TIRES BE REQUESTED FOR INSPECTION AND BE UNAVAILABLE, ADJUSTMENTS CREDIT WILL NOT BE ISSUED.**

**INSTRUCTIONS:**

- 30+ PLY, OR 6+ COMMERCIAL TRUCK TIRES CALL TECHNICAL DEPARTMENT.
- PLEASE INSERT:
- CUT OUT ONE COMPLETE D.O.T. NO. PER TIRE (NOT APPLICABLE TO COMMERCIAL TRUCK TIRE CLAIMS)
- PHOTOS CLEARLY SHOWING CLAIMED CONDITION (MIN 1 PER TIRE)
- ALL SUPPORTING DOCS (PURCHASE, MAINTENANCE, REMOVAL, ETC)
- RETAIN COPY FOR YOUR RECORDS.
- RETURN DOCUMENTATION TO: HANKOOK TIRE AMERICA CORP.

**NOTE : Please fill in completely the following items:**

- |   |   |
|---|---|
| <ol style="list-style-type: none"> <li>1. Pattern Name</li> <li>2. Month, Day, &amp; Year of Claim</li> <li>3. Distributor's Contact Information</li> <li>4. Dealer's Contact Information</li> <li>5. Fleet (commercial use only) Contact Information</li> <li>6. Owner's Contact Information</li> <li>7. Vehicle Year</li> <li>8. Vehicle Make</li> <li>9. Vehicle Model</li> <li>10. Tire Installation Date</li> <li>11. Install Miles</li> <li>12. Removal Miles</li> <li>13. Total Miles</li> <li>14. Vehicle Usage</li> <li>15. Original Equipment (Yes/No)</li> </ol> | <ol style="list-style-type: none"> <li>16. Vin Number</li> <li>17. Size, Type, Ply-Rating of Tire</li> <li>18. Material Number</li> <li>19. MFG's Serial Number (commercial use only)</li> <li>20. D.O.T. Number of Tire</li> <li>21. Air Pressure Used</li> <li>22. Remaining Tread Depth (Inch)</li> <li>23. Road Force Measurement or Total Balance Weight</li> <li>24. Tire Position</li> <li>25. Claim Reason</li> <li>26. Number of Retreads</li> <li>27. Additional Notes Regarding Claim</li> <li>28. Signature of Dealer</li> <li>29. Signature of Owner (User)</li> </ol> |
|---|---|

## Freight Policy

This Marketing Policy applies to all Hankook brand tires distributed by Hankook Tire America Corp. In this Marketing Policy, discounts and credits vary on the categories of products.

**Following categories are used:**

1. PCR : Passenger Car Radial Tires (Including Z36: P235/75R15 XL, Dynapro AT & Dynapro AS: P-Metric, Radial RA08)
2. LTR : Light Truck Radial Tires
3. TBR : Medium Truck Radial Tires (Tires over 17.5")

# Credit Percentage Table 1 & 2

(1/32")	8.5	9.0	9.5	10.0	10.5	11.0	11.5	12.0	12.5	13.0	13.5	14.0	14.5	15.0	15.5	16.0	16.5	17.0	17.5	18.0	18.5
2.0	0	0	0	0	0	0	0	0	0	0	0	0	0	0	0	0	0	0	0	0	0
2.5	8	7	7	6	6	6	5	5	5	5	4	4	4	4	4	4	3	3	3	3	3
3.0	15	14	13	13	12	11	11	10	10	9	9	8	8	8	7	7	7	7	6	6	6
3.5	23	21	20	19	18	17	16	15	14	14	13	13	12	12	11	11	10	10	10	9	9
4.0	31	29	27	25	24	22	21	20	19	18	17	17	16	15	15	14	14	13	13	13	12
4.5	39	36	33	31	29	28	26	25	24	23	22	21	20	19	19	18	17	17	16	16	15
5.0	46	43	40	38	35	33	32	30	29	27	26	25	24	23	22	21	21	20	19	19	18
5.5	54	50	47	44	41	39	37	35	33	32	30	29	28	27	26	25	24	23	23	22	21
6.0	62	57	53	50	47	44	42	40	38	36	35	33	32	31	30	29	28	27	26	25	24
6.5	69	64	60	56	53	50	47	45	43	41	39	38	36	35	33	32	31	30	29	28	27
7.0	77	71	67	63	59	56	53	50	48	45	43	42	40	38	37	36	34	33	32	31	30
7.5	85	79	73	69	65	61	58	55	52	50	48	46	44	42	41	39	38	37	35	34	33
8.0	92	86	80	75	71	67	63	60	57	55	52	50	48	46	44	43	41	40	39	38	36
8.5	100	93	87	81	76	72	68	65	62	59	57	54	52	50	48	46	45	43	42	41	39
9.0		100	93	88	82	78	74	70	67	64	61	58	56	54	52	50	48	47	45	44	42
9.5			100	94	88	83	79	75	71	68	65	63	60	58	56	54	52	50	48	47	45
10.0				100	94	89	84	80	76	73	70	67	64	62	59	57	55	53	52	50	48
10.5					100	94	89	85	81	77	74	71	68	65	63	61	59	57	55	53	52
11.0						100	95	90	86	82	78	75	72	69	67	64	62	60	58	56	55
11.5							100	95	90	86	83	79	76	73	70	68	66	63	61	59	58
12.0								100	95	91	87	83	80	77	74	71	69	67	65	63	61
12.5									100	95	91	88	84	81	78	75	72	70	68	66	64
13.0										100	96	92	88	85	81	79	76	73	71	69	67
13.5											100	96	92	88	85	82	79	77	74	72	70
14.0												100	96	92	89	86	83	80	77	75	73
14.5													100	96	93	89	86	83	81	78	76
15.0														100	96	93	90	87	84	81	79
15.5															100	96	93	90	87	84	82
16.0																100	97	93	90	88	85
16.5																	100	97	94	91	88
17.0																		100	97	94	91
17.5																			100	97	94
18.0																				100	97
18.5																					100

(1/32")	13	14	15	16	17	18	19	20	21	22	23	24	25	26	27	28	29	30
2	0	0	0	0	0	0	0	0	0	0	0	0	0	0	0	0	0	0
3	9	8	8	7	7	6	6	6	5	5	5	5	4	4	4	4	4	4
4	18	17	15	14	13	13	12	11	11	10	10	9	9	8	8	8	7	7
5	27	25	23	21	20	19	18	17	16	15	14	14	13	13	12	12	11	11
6	36	33	31	29	27	25	24	22	21	20	19	18	17	17	16	15	15	14
7	45	42	38	36	33	31	29	28	26	25	24	23	22	21	20	19	19	18
8	55	50	46	43	40	38	35	33	32	30	29	27	26	25	24	23	22	21
9	64	58	54	50	47	44	41	39	37	35	33	32	30	29	28	27	26	25
10	73	67	62	57	53	50	47	44	42	40	38	36	35	33	32	31	30	29
11	82	75	69	64	60	56	53	50	47	45	43	41	39	38	36	35	33	32
12	91	83	77	71	67	63	59	56	53	50	48	45	43	42	40	38	37	36
13	100	92	85	79	73	69	65	61	58	55	52	50	48	46	44	42	41	39
14		100	92	86	80	75	71	67	63	60	57	55	52	50	48	46	44	43
15			100	93	87	81	76	72	68	65	62	59	57	54	52	50	48	46
16				100	93	88	82	78	74	70	67	64	61	58	56	54	52	50
17					100	94	88	83	79	75	71	68	65	63	60	58	56	54
18						100	94	89	84	80	76	73	70	67	64	62	59	57
19							100	94	89	85	81	77	74	71	68	65	63	61
20								100	95	90	86	82	78	75	72	69	67	64
21									100	95	90	86	83	79	76	73	70	68
22										100	95	91	87	83	80	77	74	71
23											100	95	91	88	84	81	78	75
24												100	96	92	88	85	81	79
25													100	96	92	88	85	82
26														100	96	92	89	86
27															100	96	93	89
28																100	96	93
29																	100	96
30																		100

# Adjustment Percentage For Customer

**TABLE 3**

MILEAGE RUN	CREDIT % TO CUSTOMER						
	40,000	50,000	60,000	65,000	70,000	80,000	100,000
Under 999 Miles	100.0%	100.0%	100.0%	100.0%	100.0%	100.0%	100.0%
1,000 - 1,999	97.5%	98.0%	98.3%	98.46%	98.6%	98.8%	99.0%
2,000 - 2,999	95.0%	96.0%	96.7%	96.92%	97.1%	97.5%	98.0%
3,000 - 3,999	92.5%	94.0%	95.0%	95.38%	95.7%	96.3%	97.0%
4,000 - 4,999	90.0%	92.0%	93.3%	93.85%	94.3%	95.0%	96.0%
5,000 - 5,999	87.5%	90.0%	91.7%	92.31%	92.9%	93.8%	95.0%
6,000 - 6,999	85.0%	88.0%	90.0%	90.77%	91.4%	92.5%	94.0%
7,000 - 7,999	82.5%	86.0%	88.3%	89.23%	90.0%	91.3%	93.0%
8,000 - 8,999	80.0%	84.0%	86.7%	87.69%	88.6%	90.0%	92.0%
9,000 - 9,999	77.5%	82.0%	85.0%	86.15%	87.1%	88.8%	91.0%
10,000 - 10,999	75.0%	80.0%	83.3%	84.62%	85.2%	87.5%	90.0%
11,000 - 11,999	72.5%	78.0%	81.7%	83.08%	84.3%	86.3%	89.0%
12,000 - 12,999	70.0%	76.0%	80.0%	81.54%	82.9%	85.0%	88.0%
13,000 - 13,999	67.5%	74.0%	78.3%	80.00%	81.4%	83.8%	87.0%
14,000 - 14,999	65.0%	72.0%	76.7%	78.46%	80.0%	82.5%	86.0%
15,000 - 15,999	62.5%	70.0%	75.0%	76.92%	78.6%	81.3%	85.0%
16,000 - 16,999	60.0%	68.0%	73.3%	75.38%	77.1%	80.0%	84.0%
17,000 - 17,999	57.5%	66.0%	71.7%	73.85%	75.7%	78.8%	83.0%
18,000 - 18,999	55.0%	64.0%	70.0%	72.31%	74.3%	77.5%	82.0%
19,000 - 19,999	52.5%	62.0%	68.3%	70.77%	72.9%	76.3%	81.0%
20,000 - 20,999	50.0%	60.0%	66.7%	69.23%	71.4%	75.0%	80.0%
21,000 - 21,999	47.5%	58.0%	65.0%	67.69%	70.0%	73.8%	79.0%
22,000 - 22,999	45.0%	56.0%	63.3%	66.15%	68.6%	72.5%	78.0%
23,000 - 23,999	42.5%	54.0%	61.7%	64.62%	67.1%	71.3%	77.0%
24,000 - 24,999	40.0%	52.0%	60.0%	63.08%	65.7%	70.0%	76.0%
25,000 - 25,999	37.5%	50.0%	58.3%	61.54%	64.3%	68.8%	75.0%
26,000 - 26,999	35.0%	48.0%	56.7%	60.00%	62.9%	67.5%	74.0%
27,000 - 27,999	32.5%	46.0%	55.0%	58.46%	61.4%	66.3%	73.0%
28,000 - 28,999	30.0%	44.0%	53.3%	56.92%	60.0%	65.0%	72.0%
29,000 - 29,999	27.5%	42.0%	51.7%	55.38%	58.6%	63.8%	71.0%
30,000 - 30,999	25.0%	40.0%	50.0%	53.85%	57.1%	62.5%	70.0%
31,000 - 31,999	22.5%	38.0%	48.3%	52.31%	55.7%	61.3%	69.0%
32,000 - 32,999	20.0%	36.0%	46.7%	50.77%	54.3%	60.0%	68.0%
33,000 - 33,999	17.5%	34.0%	45.0%	49.23%	52.9%	58.8%	67.0%
34,000 - 34,999	15.0%	32.0%	43.3%	47.69%	51.4%	57.5%	66.0%
35,000 - 35,999	12.5%	30.0%	41.7%	46.15%	50.0%	56.3%	65.0%
36,000 - 36,999	10.0%	28.0%	40.0%	44.62%	48.6%	55.0%	64.0%
37,000 - 37,999	7.5%	26.0%	38.3%	43.08%	47.1%	53.8%	63.0%
38,000 - 38,999	5.0%	24.0%	36.7%	41.54%	45.7%	52.5%	62.0%
39,000 - 39,999	2.5%	22.0%	35.0%	40.00%	44.3%	51.3%	61.0%
40,000 - 40,999	0.0%	20.0%	33.3%	38.46%	42.9%	50.0%	60.0%
41,000 - 41,999		18.0%	31.7%	36.92%	41.4%	48.8%	59.0%
42,000 - 42,999		16.0%	30.0%	35.38%	40.0%	47.5%	58.0%
43,000 - 43,999		14.0%	28.3%	33.85%	38.6%	46.3%	57.0%
44,000 - 44,999		12.0%	26.7%	32.31%	37.1%	45.0%	56.0%
45,000 - 45,999		10.0%	25.0%	30.77%	35.7%	43.8%	55.0%
46,000 - 46,999		8.0%	23.3%	29.23%	34.3%	42.5%	54.0%
47,000 - 47,999		6.0%	21.7%	27.69%	32.9%	41.3%	53.0%
48,000 - 48,999		4.0%	20.0%	26.15%	31.4%	40.0%	52.0%
49,000 - 49,999		2.0%	18.3%	24.62%	30.0%	38.8%	51.0%
50,000 - 50,999		0.0%	16.7%	23.08%	28.6%	37.5%	50.0%
51,000 - 51,999			15.0%	21.54%	27.1%	36.3%	49.0%
52,000 - 52,999			13.3%	20.00%	25.7%	35.0%	48.0%

# Adjustment Percentage For Customer

## BASED ON MILEAGE RUN FOR MILEAGE WARRANTY TIRE

TABLE 3							
MILEAGE RUN	CREDIT % TO CUSTOMER						
	40,000	50,000	60,000	65,000	70,000	80,000	100,000
53,000 - 53,999			11.7%	18.46%	24.3%	33.8%	47.0%
54,000 - 54,999			10.0%	16.92%	22.9%	32.5%	46.0%
55,000 - 55,999			8.3%	15.38%	21.4%	31.3%	45.0%
56,000 - 56,999			6.7%	13.85%	20.0%	30.0%	44.0%
57,000 - 57,999			5.0%	12.31%	18.6%	28.8%	43.0%
58,000 - 58,999			3.3%	10.77%	17.1%	27.5%	42.0%
59,000 - 59,999			1.7%	9.23%	15.7%	26.3%	41.0%
60,000 - 69,000			0.0%	7.69%	14.3%	25.0%	40.0%
61,000 - 61,999				6.15%	12.9%	23.8%	39.0%
62,000 - 62,999				4.62%	11.4%	22.5%	38.0%
63,000 - 63,999				3.08%	10.0%	21.3%	37.0%
64,000 - 64,999				1.54%	8.6%	20.0%	36.0%
65,000 - 65,999				0.00%	7.1%	18.8%	35.0%
66,000 - 66,999					5.7%	17.5%	34.0%
67,000 - 67,999					4.3%	16.3%	33.0%
68,000 - 68,999					2.9%	15.0%	32.0%
69,000 - 69,999					1.4%	13.8%	31.0%
70,000 - 70,999					0.0%	12.5%	30.0%
71,000 - 71,999						11.3%	29.0%
72,000 - 72,999						10.0%	28.0%
73,000 - 73,999						8.8%	27.0%
74,000 - 74,999						7.5%	26.0%
75,000 - 75,999						6.3%	25.0%
76,000 - 76,999						5.0%	24.0%
77,000 - 77,999						3.8%	23.0%
78,000 - 78,999						2.5%	22.0%
79,000 - 79,999						1.3%	21.0%
80,000 - 89,999						0.0%	20.0%
81,000 - 81,999							19.0%
82,000 - 82,999							18.0%
83,000 - 83,999							17.0%
84,000 - 84,999							16.0%
85,000 - 85,999							15.0%
86,000 - 86,999							14.0%
87,000 - 87,999							13.0%
88,000 - 88,999							12.0%
89,000 - 89,999							11.0%
90,000 - 90,999							10.0%
91,000 - 91,999							9.0%
92,000 - 92,999							8.0%
93,000 - 93,999							7.0%
94,000 - 94,999							6.0%
95,000 - 95,999							5.0%
96,000 - 96,999							4.0%
97,000 - 97,999							3.0%
98,000 - 98,999							2.0%
99,000 - 99,999							1.0%
1000,000 & Over							0.0%

### Adjustment Credit for Treadwear Warranty

• **To Customer :** Customer must submit the worn-out (2/32nds remaining tread) tire, warranty registration card and verification card. The adjustment credit to the customer for a replacement tire will be calculated by dividing the difference between warranted miles and actual mileage run by warranted miles (see table 3) and then multiplying by the predetermined adjustment price. Tires submitted above 2/32nds and below 4/32nds must have the tire's miles projected to when it would be worn out (2/32nds remaining). Mounting and balancing costs and applicable taxes must be paid by the customer. Fill out adjustment form as per instructions.

• **To Dealer :** The dealer credit amount will be calculated by the following formula:

$$*C = \frac{\text{Warranted Miles} - \text{Actual Mileage Run}}{\text{Warrant Miles}} \times P$$

C: Credit Amount      P: The Predetermined Adjustment Price

# Load Inflation Pressure Tables

## Wide Base, Tubeless

Tire size	Tire Designation	The Load Limits (lbs.) at Various Cold Inflation Pressures (psi) (The pressure is minimum for the load)								
		80	85	90	95	100	105	110	120	130
385/65R22.5	S	6940	7350	7650	8050	8230	8510	8820	9050	9370(J)
425/65R22.5	S	8270	8740	9100	9370	9790	10100	10500(J)	10700	11400(L)
445/65R22.5	S	9090	9480	9870	10200	10600	11000	11400	11700	12300(L)

## Tube Type

Tire size	Tire Designation	The Load Limits (lbs.) at Various Cold Inflation Pressures (psi) (The pressure is minimum for the load)										
		80	85	90	95	100	105	110	115	120	125	130
7.50R15TR	D	2460	2550	2640	2755(E)	2865	2975	3085(F)				
	S	2580	2690	2800	2910(E)	3040	3170	3305(F)				
8.25R15TR	D	2930	3040	3150	3260	3360	3470	3570(G)				
	S	3080	3200	3340	3470	3590	3720	3830	3960	4070(G)		
8.25R15TR*	D				4080	4215	4340	4465	4590	4710	4830(J)	
	S				4125	4275	4420	4565	4700	4835	4970(J)	
10.00R15TR	D	3980	4130	4300	4470(G)	4640	4805(G)	4990	5175	5355(H)	5435(J)	
	S	4170	4370	4540(F)	4715	4890	5070(G)	5270	5470	5670(H)	5905(J)	
8.25R20	D	3550(E)	3690	3820	3950(F)	4070	4200	4320(G)				
	S	3730	3890	4050(E)	4210	4350	4500(F)	4640	4790	4920(G)		
9.00R20	D	4200	4360	4520(F)	4670	4820	4970(G)					
	S	4410	4610(E)	4790	4970	5150(F)	5320	5490	5670(G)			
10.00R20	D	4760	4950	5205	5415(G)	5625	5840(G)	5895	5950	6005(H)		
	S	4990	5220	5510(F)	5730	5950	6175	6320	6465	6610(H)		
10.00R22	D	5070	5260	5510	5675(G)	5840	6005(G)	6205(H)	6405	6610(H)		
	S	5310	5550	5840(F)	6095	6350	6610(G)	6790	6970	7160(H)		
11.00R20	D	5190	5390	5675(F)	5785	5895	6005	6265	6525	6780(H)		
	S	5450	5690	6005(F)	6205	6405	6610(G)	6870	7130	7390(H)		
11.00R22	D	5520	5730	5840(F)	6095	6350	6610(G)	6790	6970	7160(H)		
	S	5790	6040	6395(F)	6650	6910	7160(G)	7380	7600	7830(H)		
12.00R20	D	5910	6140	6360	6610(G)	6790	6970	7160(H)	7390	7610(J)		
	S	6200	6480	6740	7160(G)	7380	7600	7830(H)	8050	8270(J)		
12.00R24	D	6650	6910	7160	7390(G)	7610	7830	8050(H)	8300	8540(V)		
	S	6980	7280	7580	8050(G)	8310	8570	8820(H)	9100	9370		
13/80R20	D			6315	6535	6745	6955	7165(J)				
	S			7085	7340	7570	7815	8045(J)				
14/80R20	S			7595	7860	8110	8365	8610	8850	9095(J)		

## Tubeless

Tire size	Tire Designation	The Load Limits (lbs.) at Various Cold Inflation Pressures (psi) (The pressure is minimum for the load)										
		80	85	90	95	100	105	110	115	120	125	130
8R19.5	D	2610	2755	2865	2975	3085	3195	3305				
	S	2835	2955	3075	3195	3305	3415	3525				
215/75R17.5	D	3198	3350	3500	3648	3798	3945	4095	4245	4393	4540	
	S	3375	3540	3695	3860	4010	4180	4330	4495	4650	4805	
235/75R17.5	D	3970	4170	4365	4555	4745	4935	5125	5310	5495	5675	
	S	4200	4410	4615	4820	5025	5225	5420	5620	5810	6005	
245/70R17.5	D	3970	4170	4365	4555	4745	4935	5125	5310	5495	5675	
	S	4200	4410	4615	4820	5025	5225	5420	5620	5810	6005	
10R22.5	D	4230	4410	4585(F)	4760	4940(F)	5075(G)	5210	5355			
	S	4480	4675(E)	4850	5025	5205(F)	5360	5515	5675(G)			
11R22.5	D	4760(F)	4950	5205(F)	5415	5625	5840(G)	5895	5950	6005(H)		
	S	4990	5220	5510(F)	5730	5950	6175(G)	6320	6465	6610(H)		
11R24.5	D	5070	5260	5510	5675	5840	6005(G)	6205	6405	6610(H)		
	S	5310	5550	5840	6095	6350	6610(G)	6790	6970	7160		
12R22.5	D	5190	5390	5675(F)	5785	5895	6005(G)	6265(H)	6525	6780(H)		
	S	5450	5690	6005	6205	6405	6610	6870	7130	7390(H)		
225/70R19.5	D	3000(E)	3115	3245	3415(F)	3490	3615	3750(G)				
	S	3195(E)	3315	3450	3640(F)	3715	3845	3970(G)				
245/70R19.5	D	3415	3515	3655	3860(F)	3940	4075	4300(G)	4345	4540(H)		
	S	3640	3740	3890	4080(F)	4190	4335	4540(G)	4620	4805(H)		
265/70R19.5	D	3750	3930	4095	4300	4405	4415	4675(G)				
	S	3970	4180	4355	4540	4685	4850	5070(G)				
285/70R19.5	D				4850	5070	5290	5435	5555	6575(H)		
	S				5160	5395	5635	5785	5980	6175(H)		
245/75R22.5	D	3640	3615	3765	3970	4055(G)						
	S	3860	3975	4140	4300	4455	4610	4675(G)				
265/75R22.5	D	3860	4040	4205	4410	4525	4685	4805(G)				
	S	4300	4440	4620	4805	4975	5150	5205(G)				
255/70R22.5	D	3970	4110	4275	4410	4455	4610	4675(G)	4915	5070(H)		
	S	4190	4370	4550	4675	4895	5065	5205(G)	5400	5510(H)		
275/70R22.5	D	4190	4410	4685	4905	5115	5400	5610	5895	6105	6395(H)	
	S	4550	4785	5095	5325	5555	5865	6095	6405	6635	6940(H)	
295/75R22.5	D	4540	4690	4885	5070(F)	5260	5440	5675(G)	5795	6005(H)		
	S	4940	5155	5370	5510(F)	5780	5980	6175(G)	6370	6610(H)		
315/80R22.5*	D	5535	5750	5960	6165	6370	6570	6770	6965	7160(J)	8025	8225(L)
	S	6225	6495	6760	7020	7280	7530	7780	8025	8270(J)	8275	9000(L)
315/80R22.5* 22PR	D		6140	6360	6645	6855	7065	7330	7540	7805	7935	8255(M)
	S		7450	7705	8045	8300	8555	8885	9125	9445	9610	10000(M)
285/75R24.5	D	4540	4740	4930	5205(F)	5310	5495	5675(G)	5860	6175(H)		
	S	4940	5210	5420	5675(F)	5835	6040	6175(G)	6440	6780(H)		

\*OPERATING SPEED LESS THAN 55 MPH

Tire load limits at various inflation pressures are based upon Tire and Rim Association (TRA) standards and tables, except where there is no specification established by the TRA. In these few cases, the tire design is based upon the European Tire and Rim Technical Organization (ETRTO) whose standards govern these tire designs. To obtain recommendations for tires run in non-standard applications, customers and dealers should contact the Hankook Technical Service Department.