



Patron Pledge Plan

Warranty Program

for Passenger and Light Truck
Replacement Tires

Effective July 2018



Notice

Register your Hankook tires at Hankooktire.com then complete and return the Tire Treadwear Certificate at the end of this booklet

Patron Pledge Plan

Thank you for choosing Hankook products. We are committed to a safe enjoyable experience and have developed our new Patron Pledge Plan to serve you! We are so confident you will enjoy your new Hankook tires throughout their life, we have expanded our warranty program. With your new qualifying purchase, you are now eligible for coverage provided by the Hankook Patron Pledge Plan terms.

The Hankook Patron Pledge Plan includes:

- Limited Warranty
- Road Hazard Warranty
- Mileage Warranty
- 30 Day Free Trial

Limited Warranty*

With any purchase of Hankook products, we offer a Limited Warranty for 6 years from the date of purchase or 6 years from the date of manufacture.

Road Hazard Warranty*

Qualifying tires worn within first 2/32^{nds} of an inch and within one year from date of purchase will be replaced free of charge.

Mileage Warranty*

Qualifying tires that wear down to 2/32^{nds} of an inch under normal use and proper maintenance before warranted kilometers, Hankook will make an allowance for unused service toward the purchase of a new tire of the same size and type, prorated on warranted kilometers.

30 Day Free Trial*

If you are not 100% satisfied for any reason with your purchase, return the tires along with proof of purchase to the original place of purchase within 30 days for a new set of Hankook tires. Hankook will cover mounting and balance fees.

(*) Exclusions and limitations may apply

Contents

I. Limited Warranty	5
A. Warranty Terms	5
B. What Is Warranted & for How Long	5
C. What Is Not Covered	5
D. Owner's General Obligation	6
E. Road Hazard Warranty	6
F. Treadwear Mileage Warranty	7
G. Hankook "30 Day Free Trial" Plan	8
Requirements & Limitations:	8
H. Disclaimer	9
II. Important Safety Warning	10
A. Tire Inflation Pressure	10
Under Inflation	10
Proper Inflation	10
Check Tire Inflation Pressure Regularly	11
Tire Pressure Monitoring System(TPMS)	11
B. Speed Rating	11
C. Tire Load	12
Check Tire Life	12
D. Tire Damage	13
E. Tire Repair	13
F. Mounting Recommendation	13
Mounting Precaution	14
G. Suv / Light Truck / Truck Rollover Hazard	14
H. Tire Mixing	15
I. Service Life of a Tire	15
J. General Recommendations	16
K. Tire Registration	17
L. Tire Rotation	17
M. Wheel Alignment	17
N. Controlling when Tire Failure Occurs	19
O. Tire Spinning	19
P. Winter Driving	19
Q. Tire Storage	20
R. Additional Info or Customer Service	20
S. Tire Rotation Record	20
T. Tire Treadwear Certificate	20

Limited Warranty

TERMS AND CONDITIONS FOR HANKOOK TIRE

WARRANTY TERMS

This limited warranty applies to the original purchaser of any new tire manufactured by HANKOOK Tire Co., Ltd bearing Department of Transportation prescribed tire identification numbers. Eligible tires shall be used on the vehicle on which they were originally installed according to the vehicle manufacturer's or Hankook's recommendation. This warranty applies if all following qualification requirements are met:

- The tire was purchased after January 1, 2018.
- The tire is a size, load rating and speed rating equal to or greater than that recommended by the vehicle manufacturer.
- The tire has not become unserviceable due to a condition listed under WHAT IS NOT COVERED.
- The tire is less than 6 years from the date of manufacture or the date of purchase, whichever benefits the customer.

WHAT IS WARRANTED AND FOR HOW LONG

Should any tire covered by this limited warranty become unusable due to a workmanship or material related condition during its usable tread life (more than 2/32^{nds} remaining tread), Hankook will issue a credit under the following conditions:

1. During the first 2/32^{nds} of the original usable tread and one year from date of purchase: Tire will be replaced with a comparable new Hankook produced tire free of charge, including mounting and balancing charges. Applicable taxes on the new tire and cost of any other charges in connection with the replacement of the tire are required to be paid by the owner.
2. After the first 2/32^{nds} of the original usable tread or after one year from date of purchase, whichever occurs first: The amount of the credit will be determined by multiplying the pre-determined adjustment price for the tire (excluding taxes).

WHAT IS NOT COVERED

This limited warranty does not apply to tires that are being serviced under the following conditions:

- Purchases outside of Canada.
- Willful Abuse / Collision / Wreck / Fire.
- Continued use while flat or severe under/over inflation.
- Road Hazards including without limitation, puncture, cut, impact break, stone drill, bruise, bulge, snag, collision.
- Premature / irregular wear due to vehicle mechanical reason.

- Conditions resulting from without limitation, improper mounting/ demounting, under inflation, improper tire size, improper repair, defect in vehicle, abuse.
- Ozone or weather cracking on tires over 4 years old from the date of manufacture.
- Ride disturbance complaints after 2/32^{nds} tread wear or 1 year from date of purchase, whichever occurs first.
- With less than 2/32^{nds} remaining depth.
- With the serial number cut or buffed.
- Racing & off road use and misapplication.
- Loss of time or use, inconvenience or any incidental or consequential damage.
- Used in commercial service, excluding truck & bus tires.
- Note: Consequential damage mentioned above may not apply to you based on Canadian Statutes of Limitations.

OWNER'S GENERAL OBLIGATION

In order to be eligible for HANKOOK's limited warranty program, the owner must observe the following:

- Present the tire to an authorized Hankook dealer in Canada.
- Submit or present a copy of the original purchase receipt.
- Complete and sign a Hankook Claim Form which is available at any authorized dealer.
- In order to take advantage of mileage warranty, you must submit tire rotation record which proves that all tires are rotated once every 10,000 km.
- If the tire owner abuses the tires by failing to do the following, but not limited to observe safety warnings, maintain proper inflation pressure, maintain vehicle alignment and tire rotation, expected tire performance or life may not be achieved and your safety cannot be ensured.

ROAD HAZARD WARRANTY

If a tire is rendered unserviceable due to a non-repairable road hazard, it must meet following guidelines:

- Tire must be listed in eligible products for Road Hazard
- Tire must be worn within first 2/32^{nds}
- Tire must be within one year from date of purchase
qualifying tires will be replaced free of charge with a comparable Hankook produced tire. Adjustment procedure is prescribed in the Owner's General Obligation section.

Taxes, mounting, balancing and service charges are not included. The eligible product lines for Road Hazard warranty are as follows:

- **VENTUS:** V12 evo², S1 Noble², V2 Concept², V4 ES, V12 evo, AS
- **KINERGY:** GT, PT, ST
- **OPTIMO:** H727, H725, H426
- **DYNAPRO:** HP2, AT-M (P-metric), HT (P-metric)
- **WINTER:** i*cept evo², i*cept evo² SUV, i*cept iZ²

*Exclusion:

- This warranty is not applicable to Original Equipment (OE) tires.
- Repairable punctures are not covered under this warranty.

TREADWEAR MILEAGE WARRANTY

Hankook provides very competitive treadwear.

Warranty as follows:

TREADWEAR MILEAGE WARRANTY*	TIRE TYPE	REMARKS
160,000 km	Optimo H727	H727
145,000 km	Kinergy PT	H737
130,000 km	Optimo H725	H725
120,000 km	Optimo H724	H724
115,000 km	Kinergy ST	H735
	Kinergy GT	H436
	Dynapro HT	RH12 (P-Metric)
110,000 km	Dynapro HP2	RA33
	Ventus AS	RH07
95,000 km	Optimo H426	H426
80,000 km	Ventus S1 noble ^{2*}	H452
	Optimo H431	H431
	Kinergy 4S	H740
	Optimo H725A	H725A
	Ventus V4 ES	H105
	Dynapro AT-M	RF10 (P-Metric)
	Dynapro AT	RF08 (P-Metric)
Dynapro AS	RH03 (P-Metric)	
70,000 km	Ventus V2 concept ²	H457
65,000 km	Dynapro HT	RH12 (LT-Metric)
	Dynapro AS	RH03 (LT-Metric)
	Winter i*cept iZ ²	W616
50,000 km	Winter i*cept evo ²	W320
	Winter i*cept evo ² SUV	W320A

*Ventus S1 Noble²: Series 40 and larger only
(Not applicable to 35 series or below).

1. If the above eligible tire wears out (wears down to 2/32^{nds} remaining depth) before the warranty kilometers under the normal passenger use, Hankook will make an allowance for unused service toward the purchase of a new tire of the same size and type, prorated on warranted kilometers.
2. The replacement allowance will be calculated by percentage of the warranted kilometers not received, multiplied to the predetermined adjustment price of the tire at the time and place of the adjustment.
3. To take advantage of this warranty, the owner shall submit warranty card which records the purchasing & vehicle information within 30 days from the date of purchase. (Warranty card must be mailed to Hankook Tire Canada Corp.)
4. To make a claim, tire rotation record shall be presented along with the claimed tire. (The cost of mounting, balance and other service charges or taxes shall be paid by the customer)
5. For vehicles with a staggered fitment (different size on the front and rear axles), Hankook will cover half the number of warranted kilometers as the mileage warranty when the end user cannot rotate tires at least once every 10,000 kilometers.
6. This warranty is not applicable to original equipment tires.

HANKOOK '30 DAY FREE TRIAL' PLAN

Hankook is offering a 30 Day Free Trial on the following eligible tires:

- | | |
|----------------------------------|-----------------|
| • Ventus V12 evo ² | K120 |
| • Ventus S1 Noble ² | H452 |
| • Ventus V2 Concept ² | H457 |
| • Kinergy GT | H436 |
| • Kinergy PT | H737 |
| • Kinergy ST | H735 |
| • Dynapro HP2 | RA33 |
| • Dynapro AT-M | RF10 (P-Metric) |
| • Dynapro HT | RH12 (P-Metric) |

If you are not 100% satisfied with your purchase for any reason, simply bring the tires and the proof of purchase back to the original place of purchase within 30 days for a new set of Hankook tires and we will take care of the rest.

Requirements and Limitations:

- 30 Day Free Trial only applies to 4 ~ 6 tires per vehicle (Purchases of 1 ~ 3 tires are not eligible).
- Customer may exchange 1 ~ 4 tires from the set, for an equivalent number of the same tire or a different Hankook Tire.

- Mounting and balancing costs are included. (Valve Stems are extra)
- Tires must be free of any damage due to misuse, road hazard, mechanical issue, and/or any racing activity wear.
- Replacement tire must be installed on originally purchased vehicle.
- Only the original purchase is covered by 30 Day Free Trial. Replacement set is not covered by 30 Day Free Trial.
- Original purchaser must present proof of purchase.
- Replacement must be done at original place of purchase.
- If replacing with more expensive tire, difference is to be paid by the customer (including sales tax). If exchanges is less, you will be given a credit for the difference.
- Customer is responsible for all applicable taxes.
- Please contact Hankook Customer Service if you have any questions at 1-800-HANKOOK - option 9

DISCLAIMER

This warranty, or any warranty stated or referred to herein, is exclusive and in lieu of any other warranty regarding the quality of Hankook tires, whether expressed or implied and remedies for breach thereof shall be limited to those specifically provided herein. Any warranty of merchantability of fitness for any particular purpose, if made, is limited in duration to the effective time period of this limited warranty.

Important Safety Warning

For your safety and protection against serious injury or death, the following safety precaution and maintenance instruction must be observed at all times.

IMPORTANT SAFETY CHECK LISTS:

- Check tire air pressure periodically.
- Inspect tire for uneven treadwear, cracks, bulges or any sign of foreign material or trauma.
- Remember to check your tire load carrying capacity and speed ratings.
- Check your tire life. Tires must be replaced when tread is worn down to 2/32^{nds}".
- Never overload your vehicle, check tire load carrying capacity or vehicle owner's manual for the maximum recommended load.

TIRE INFLATION PRESSURE

⚠ WARNING Under inflation increases rolling resistance, which reduces tread life and increases fuel consumption. It can also lead to sudden tire failure. Without enough air, the sides of a tire bend and flex too much. This builds up heat, which can cause serious damage. Operating a vehicle with just one tire under-inflated by 56 kPa (8 psi) can reduce the life of the tire by 15,000 km and can increase the vehicle's fuel consumption by 4%.

According to a recent study by Transport Canada, about 70% of the vehicles on the road in Canada have at least one tire that is either over or under-inflated by more than 10%. In fact, 23% of all vehicles surveyed had at least one tire under-inflated by 20%.

Under Inflation

Under inflation (or tire over loading) lead to tire failures, which often result in serious personal injury or death. Among the mode of tire failures are tread/belt separations, sidewall flex breaks and crack formation, among others. Tires run hotter when under inflated which can lead or contribute to tire failure. Under Inflation also adversely affect fuel economy, tire wear and vehicle handling.

Proper Inflation

Proper inflation is specified by the vehicle manufacturer shown on a placard that can be found on the door edge, door post, glove compartment door or gas tank door. It can also be found in the owner's manual. For plus sized replacement tires consult your local dealer or tire manufacturer. Proper inflation information is NOT

stamped on the sidewall of the tire. The inflation pressure shown on the sidewall of the tire is the maximum inflation pressure for that tire.

Check Tire Inflation Pressure Regularly

Tire inflation pressure must be checked at least once a month and before each and every long trip. The tire air pressure must be checked when the tires are cold, in the morning, before doing any driving. At all times visually check tires for nails or other objects embedded in the tread which can cause air leak. Also never bleed or reduce inflation pressure when tires are hot. Over inflation must also be avoided as it can cause uneven wear at the center of tire tread and make the tire more susceptible to road hazards.

Tire Pressure Monitoring System (TPMS)

All new passenger, SUV, and light truck vehicles manufactured since (indicate the model year) are required to be equipped with a tire pressure monitoring system. This system will warn drivers when a tire is 25% (8 PSI if the recommended inflation pressure is 32 PSI) under inflated. This warning may be too late to prevent tire damage caused by under inflation. TPMS units are NOT a replacement for monthly tire pressure checks with a tire gauge.

SPEED RATING

⚠️WARNING It is recommended that the replacement tire speed rating be equal to or greater than the OEM tire speed rating. If a lower speed rated tire is selected, then the vehicle top speed becomes limited to that of the lower speed rating selected. The customer must be informed of the new speed restriction & the vehicle's handling may be adversely impacted. When replacing tires, consult the placard or the owner's manual for correct size and speed rating. The speed rating of the replacement tires must be equal to or greater than the speed rating of the tire being replaced to maintain the speed capability of the vehicle. Speed ratings do not imply that the vehicle can be safely driven at the maximum speeds for which the tire is rated.

Serious injury or death may take place if you drive your vehicle in an unsafe or unlawful manner. Hankook's speed symbol designations are verified and comply with regulatory indoor test in accordance with ECE-R30,54 test (Economic Council for Europe : Procedure load / Speed performance test for tires). These symbols are not applicable to the repaired tires.

Category	Maximum Speed	
G	90 km/h	55 mph
J	100 km/h	62 mph
K	110 km/h	68 mph
L	120 km/h	74 mph
M	130 km/h	80 mph
N	140 km/h	87 mph
P	150 km/h	93 mph
Q	160 km/h	99 mph

Speed symbol can be shown from the tire size for example: P205/60R15 90 (H)

Category	Maximum Speed	
R	170 km/h	105 mph
S	180 km/h	112 mph
T	190 km/h	118 mph
U	200 km/h	124 mph
H	210 km/h	130 mph
V	240 km/h	149 mph
W	270 km/h	168 mph
Y	300 km/h	186 mph

TIRE LOAD

The load carrying capacity of the replacement tire must always equal or exceed the load carrying capacity of the original equipment tire. Tires that are loaded in excess of allowable maximum can build up heat to cause sudden air loss.

TIRE AND LOADING INFORMATION			
SEATING CAPACITY TOTAL 6 FRONT 3 REAR 3			
The combined weight of the occupants and cargo should never exceed 611 kg or 1348 lbs.			
TIRE	SIZE	COLD TIRE PRESSURE	SEE OWNER'S MANUAL FOR ADDITIONAL INFORMATION
FRONT	P245/70R17 108S	240 kPa, 35 PSI	
REAR	P245/70R17 108S	240 kPa, 35 PSI	
SPARE	P245/70R17 108S	240 kPa, 35 PSI	

CHECK TIRE LIFE

Tires have six built-in treadwear indicators that warn you when it is time to replace your tires. These indicators are raised ribs 2/32^{nds} inches height sections spaced intermittently in the bottom of the tread grooves. When they appear even with the outside of the tread, it is time to replace your tires immediately.

TIRE DAMAGE

Inspect your tires frequently for uneven wear, scrapes, bulges, separations, cuts, snags and other damage from road hazards. Damage from impact can occur to the inner part of your tire without being visible to the outside. If you have any doubt that your tire has been damaged from hitting a pothole, curb or debris on the road, tires must be removed from the wheel and inspected for damage

by a qualified person such as Hankook authorized dealer. Uneven wear can lead to internal damage or separation.

TIRE REPAIR

⚠WARNING Tire repairs should only be completed by a qualified trained tire service professional. Improper repairs are dangerous and may cause a tire to suddenly fail.

Tire repairs should be done following the Tire and Rubber Association of Canada's established guidelines. Hankook warranty does not cover any repair or inspection.

1. Tire must be removed from wheel assembly for inspection and repair.
2. Repairs should only be made in the tread area (puncture repair area). None of the repair should extend into shoulder area.
3. Puncture must be $\frac{1}{4}$ inch (6mm) or smaller in diameter.
4. Plug/stem and patch combination is only proper repair method. Repairs cannot overlap.
5. Never repair an existing improper repair or tire worn down to $\frac{2}{32}$ ^{nds} on an inch.



MOUNTING RECOMMENDATION

Tire mounting and inflation can be dangerous and shall be done only by specially trained persons using proper tools and procedures. Always refer to the Tire and Rubber Association of Canada's mounting procedure. Serious physical injury or death may result from explosion of tire/rim assembly due to improper mounting. A tire bead diameter must always match the diameter of the rim on which it is being mounted. When inflating/dismounting RV tires, approved OSHA safety cages must be used. Never stand, lean or reach over the assembly while inflating tires.

Mounting Precaution

There is extreme danger in attempting to install a tire of one rim diameter on a rim of a different rim diameter. Always replace a tire on a rim with another tire of exactly the same diameter tire designation and suffix letters. For example, a 16" tire goes with a 16" rim. Never mount a 16" size diameter tire on a 16.5" rim. While it is possible to pass a 16" diameter tire over the lip or flange of a 16.5" size diameter rim, it cannot be inflated enough to position itself against the rim flange. If an attempt is made to seat the tire bead by inflating, the tire bead may break with explosive force and could cause serious bodily injury or death. Rims of different diameters and tapers cannot be interchanged. The top right diagrams illustrate the difference between rims of two different tapers and diameters.

DEATH OR SERIOUS INJURY MAY RESULT FROM: TIRE FAILURE DUE TO UNDER INFLATION/OVER LOADING. FOLLOW OWNER'S MANUAL OR TIRE PLACARD IN VEHICLE. EXPLOSION OF TIRE/RIM ASSEMBLY MAY RESULT FROM IMPROPER MOUNTING.

DO NOT EXCEED 40 PSI TO SEAT BEADS.

Tire Mounting Precautions,

⚠WARNING To Avoid Injury

Only Specially Trained Persons Should Mount Tires.

1. Clean rim. Lubricate rim and beads.
2. Be sure beads are centered.
3. Do not stand over tire while inflating.
4. After beads seat, adjust to recommended inflation.

Special Precautions For Steel Radial Tires.

Moisture trapped inside tires can cause damage.

1. Store tires in dry area.
2. Dry interior before mounting
3. Inflate with cold dry air.

SUV / LIGHT TRUCK / TRUCK ROLLOVER HAZARD

Due to their size, weight and higher center of gravity, vehicles such as SUVs and light trucks do not have the same handling characteristics as automobiles. Because of these different characteristics, failure to operate your SUV/truck in a proper and safe manner can increase the likelihood of vehicle rollover. Modifications to your SUV/truck tire size, tire type, wheels or suspension can change your vehicle's handling characteristics and further increase the likelihood of vehicle rollover. Whether your SUV/truck has the original equipment configuration for tires, wheels and suspension or whether any of these items have been modified, always drive safely, avoid sudden sharp turns or lane changes and

obey traffic laws. Failure to do so may result in loss of vehicle control leading to an accident and serious injury or death.

TIRE MIXING

⚠WARNING Driving your vehicle with an improper mix of tires is dangerous. Your vehicle's handling characteristics may be seriously affected. You could have an accident resulting in serious personal injury or death. Consult your vehicle owner's manual, tire information placard, and a qualified tire service professional for proper tire replacement. Unless otherwise specified by the vehicle manufacturer, it is recommended that all road tires be the same size, type, and speed rating. Never mix different size tires on an axle, except for temporary use of a spare. When it is necessary to replace one or more tires, consider that applying new tires in pairs on an axle, or to all wheel positions, helps to optimize vehicle performance and avoid malfunction of mechanical or electronic vehicle systems (i.e. drive-train transmission, anti-lock brakes, traction control). **Replace Fewer than Four Tires:** Whether your vehicle is front-, rear-, or all-wheel drive, if your rear tires lose traction because of hydroplaning on a wet road, an oversteer skidding condition may result and lead to loss of control, particularly in a turn. Generally, new tires provide increased resistance to hydroplaning due to their full tread depth. With the new tires on the rear, oversteer skidding condition may be more easily avoided.

Therefore, if replacing only one or two tires at a time:

- Two new tires should be placed on the rear axle.
- One new tire should be paired with another tire from the vehicle with the deepest tread depth, and then both should be placed on the rear axle. Additional or alternate recommendations may apply for some vehicles. Always refer to and follow the vehicle manufacturer's tire replacement and tire application recommendations; consult your vehicle owner's manual and tire information placard.

SERVICE LIFE OF A TIRE

There is no hard and fast rule to measure service life of a tire. Tires are made with various types of raw materials and a variety of rubber compounds all having varying performance properties. Once a tire is designed and manufactured to achieve given performance property and put into use, it is still subjected to varying conditions such as weather, storage, and still further varying use conditions such as load, speed, inflation pressure, maintenance and road condition. Since all these factors affect the service life of a tire, it just is not possible to predict with accuracy or scientific validity service life of a tire. Tires unquestionably degrade over time, whether in use or not in use.

Some tire and vehicle manufacturers published warnings to consumers of their products to the effect that tires should be replaced after six years of manufacture. Certain industry organizations issued statements concurring with six year service life for tires. Depending on severity of adverse use conditions or non-use, many tires degrade fast enough to require replacement before 6 years of service life. Others in perfectly favorable use conditions may enjoy service life of more than six years.

GENERAL RECOMMENDATIONS

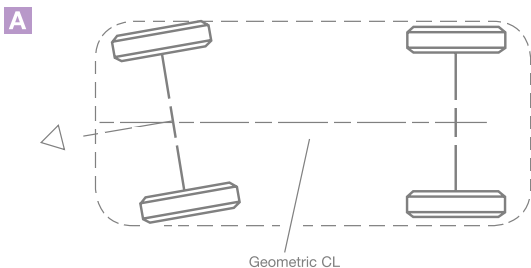
The following recommendations are intended to give consumers some idea concerning service life of a tire. Hankook always insists and mandates that consumers properly maintain and periodically inspect their tires. Even if a consumer properly maintains and periodically inspects the tire, most tires will require replacement before 10 years of manufacture regardless of tread-wear. It is recommended that tires in service 10 years or more from the date of manufacture must be replaced even if it was never used. Date of manufacture can be determined by reading the Department of Transportation (DOT) code on the sidewall. The entire code will be printed on outbound side of the tire. The DOT code will end with the week and year of manufacture. For example, a tire with DOT code reading 1GFN AVN 1408, was manufactured during the 14th week of 2008. Consumers must regularly have tires inspected by qualified tire dealers throughout its life. Furthermore, tires that are over five years of age should be inspected at least twice a year and more frequently if the use is heavy. Consumers must always be vigilant of their tires performance, condition, inflation pressure, and any other issues that could affect the life of a tire.

Consumers must properly maintain, including proper inflation pressures, and periodically inspect your tires. Failure to do so might result in separation or performance loss resulting in vehicle damage, injury or even death.

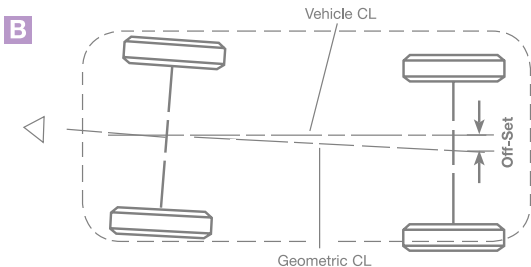
For original equipment tires, acquired when purchasing a new vehicle, consumers should follow all of the vehicle manufacturer's recommendations.

TIRE REGISTRATION

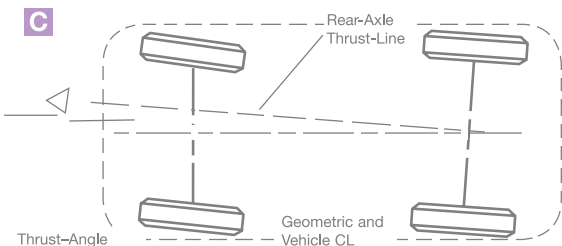
Registration of your tires is an important safety precaution since it enables the manufacturer to notify you in the event of a recall. When you purchase replacement tires, the retailer will provide a registration card on which the tire identification numbers have been recorded; fill in your name and address on the card and mail it promptly. Some retailers may submit the registration for you. You do not need to register tires which come as original equipment on new vehicles—the vehicle and tire manufacturers handle that for you.



The geometric and vehicle center lines are one in the same in a properly aligned vehicle - shown in **A**



If the rear axle is offset to one side **B** the geometric and vehicle center lines will be at an angle.



If the rear axle or wheels are toed to one side **C**, the thrust line will not match up with the center line and the vehicle will pull—in this case—to the left.

Out-of-alignment conditions occur when the suspension and steering systems are not operating at their desired angles. Out-of-alignment conditions are most often caused by spring sag or suspension wear (ball joints, bushing, etc.) on an older vehicle. They can also be the result of an impact with a pothole or curb or a change in vehicle ride height (lowered or raised) on any vehicle regardless of age. Incorrect alignment settings will usually result in more rapid tire wear.

CONTROLLING A VEHICLE WHEN TIRE FAILURE OCCURS

If a tire failure occurs, you may hear a loud noise, feel a vibration, and/or the vehicle may pull toward the side of the failed tire. It is most important that you. Slowly remove your foot from the accelerator and hold the steering wheel firmly while steering to remain in your lane. Once the vehicle has slowed and is fully under control, apply the brakes gently; safely pull over to the shoulder and come to a stop. Inspect the tires. If one or more looks flat or low, shows detachment or other damage, remove tire assembly and replace it with a properly inflated spare. Bumps or bulges may indicate detachment within the tire body and require inspection by a qualified tire technician.

TIRE SPINNING

Spinning a tire to extract a vehicle stuck in mud, ice, snow, or wet grass can be dangerous. A tire spinning at a speedometer reading above 35 mph (55 km/h) can in a matter of seconds, reach a rotation speed capable of disintegrating a tire with explosive force. Under some conditions, a tire may be spinning at a speed twice that shown on the speedometer. This could cause serious personal injury or death to a bystander or passenger. Never spin a tire above a speedometer reading of 35 mph (55 km/h).

WINTER DRIVING

Tires that meet the Tire and Rubber Association of Canada's definition of snow tires are marked **M/S**, **M+S**, or **M&S**. On such tires, this designation is molded into the sidewall. Tires without this notation are not recommended for winter driving. While All-Season tires are designed to provide reliable performance in some winter conditions, the use of 4 winter tires is recommended for optimal performance. Tires designated for use in severe winter conditions are marked on at least one sidewall with the letter "M" and "S" plus a pictograph of a mountain with a snowflake on it.

TIRE STORAGE

Tires should be stored indoors in a cool, dry place. Water should not be allowed to collect inside them. Tires should be placed away from electric generators/motors and sources of heat such as hot pipes. Storage surfaces should be clean and free of grease, gasoline or other substances which can deteriorate the rubber. Tires should not be kept on a vehicle if the vehicle is not being used for a long period of time.

▲WARNING Improper storage can damage your tires in ways that may not be visible and can lead to a failure resulting in serious injury or death.

ADDITIONAL INFORMATION • CUSTOMER SERVICE

If you have any questions or concerns regarding product warranty, please first contact your nearest Hankook Tire Dealer. For dealer information, or if your question has not been handled to your satisfaction, contact the Hankook Tire Technical Department.

HANKOOK TIRE CANADA CORPORATION

Technical Department

905-463-9802

30 Resolution Drive

Brampton, ON L6W 0A3

For additional warranty information, please visit:

hankooktire.com/ca-en

TIRE ROTATION RECORD

■ ROTATION

■ BALANCE

■ ALIGNMENT

Important: You must rotate, according to this schedule to validate treadwear warranty!

10,000 km - Tires Rotated Date: _____ 20,000 km - Tires Balance Date: _____ 30,000 km - Tires Alignment Date: _____

Rotation Balance Alignment Rotation Balance Alignment Rotation Balance Alignment

Odometer Reading: _____ Odometer Reading: _____ Odometer Reading: _____

Inspect Air Pressure: _____ Inspect Air Pressure: _____ Inspect Air Pressure: _____

Dealer: _____ Dealer: _____ Dealer: _____

Signature: _____ Signature: _____ Signature: _____

40,000 kms - Tires Rotated Date: _____ 50,000 km - Tires Rotated Date: _____ 60,000 km - Tires Rotated Date: _____

Rotation Balance Alignment Rotation Balance Alignment Rotation Balance Alignment

Odometer Reading: _____ Odometer Reading: _____ Odometer Reading: _____

Inspect Air Pressure: _____ Inspect Air Pressure: _____ Inspect Air Pressure: _____

Dealer: _____ Dealer: _____ Dealer: _____

Signature: _____ Signature: _____ Signature: _____

Customer Copy

TIRES PURCHASED

PRICE PAID PER UNIT	
QUANTITY	
SIZE	
PATTERN	
DATE	
INVOICE NO.	
AUTHORIZED SIGNATURE	
INFLATION LBS. FRONT REAR	

TIRE ROTATION RECORD LIMITED TREADWEAR WARRANTY CERTIFICATE

Valid only in Canada

CUSTOMER NAME: _____
ADDRESS: _____
CITY: _____ PROVINCE: _____ POSTAL CODE: _____
WORK PHONE: _____ HOME PHONE: _____
CAR MAKE: _____ MODEL: _____ YEAR: _____
ODOMETER READING: _____ DATE: _____
DEALER NAME: _____
ADDRESS: _____
CITY: _____ PROVINCE: _____ POSTAL CODE: _____
PHONE: _____ Account No.: _____



IMPORTANT NOTICE TO ENSURE VALIDATION OF TREADWEAR WARRANTY THIS CERTIFICATE MUST BE MAILED
TO HANKOOK TIRE WITHIN 30 DAYS FROM THE DATE OF PURCHASE.





Detach and return to Hankook Tire

Hankook Copy

TIRES PURCHASED

PRICE PAID PER UNIT	
QUANTITY	
SIZE	
PATTERN	
DATE	
INVOICE NO.	
AUTHORIZED SIGNATURE	
INFLATION LBS.	
FRONT	REAR

OWNER INFORMATION FOR LIMITED TREADWEAR WARRANTY CERTIFICATE

Print clearly and firmly. Information needs to be legible on both records. Valid only in Canada

CUSTOMER NAME: _____

ADDRESS: _____

CITY: _____ PROVINCE: _____ POSTAL CODE: _____

WORK PHONE: _____ HOME PHONE: _____

CAR MAKE: _____ MODEL: _____ YEAR: _____

ODOMETER READING: _____ DATE: _____

DEALER NAME: _____

ADDRESS: _____

CITY: _____ PROVINCE: _____ POSTAL CODE: _____

PHONE: _____ Account No.: _____



IMPORTANT NOTICE

TO ENSURE VALIDATION OF TREADWEAR WARRANTY THIS CERTIFICATE MUST BE MAILED TO HANKOOK TIRE WITHIN 30 DAYS FROM THE DATE OF PURCHASE.



**Hankook Tire Canada Corp.
30 Resolution Dr.
Brampton, ON L6W 0A3**



Hankook Tire Canada Corp.

30 Resolution Drive
Brampton, ON L6W 0A3
905-463-9802